


















WORLD CLASS RIDER HAND SIGNALS

<p>Start Engines – with your right or left arm extended, move your index finger in a circular motion</p> 	<p>Stop Engine – draw either hand, palm down, across the neck in a “throat-cutting” motion</p> 	<p>Right Turn – Raise your left arm horizontally with your elbow bent 90 degrees vertically</p> 	<p>Left Turn – raise your left arm horizontally with elbow fully extended</p> 
<p>Slow Down – Extend your left arm at a 45 degree angle and move your hand up and down</p> 	<p>Speed Up - arm extended straight out, palm facing up</p> 	<p>Turn Signal On - open and close hand with fingers and thumb extended</p> 	<p>Single File - arm and index finger extended straight up</p> 
<p>Double File - arm with index and middle finger extended straight up</p> 	<p>Hazard in Roadway - on the right, point with right foot; on the left, point with left hand</p> 	<p>Follow Me - arm extended straight up from shoulder, palm forward</p> 	<p>Fuel – arm out to side pointing to tank with finger extended</p> 
<p>Tighten Up – Raise left arm, repeatedly open and close your hand. Indicates the leader wants the group to close ranks.</p> 	<p>Pull Off – arm positioned as for right turn, forearm swung toward shoulder</p> 	<p>You Lead/Come – arm extended upward 45 degrees, palm forward pointing with index finger, swing in arc from back to front</p> 	<p>Refreshment Stop – fingers closed, thumb to mouth</p> 